






# Content

<u>Topics</u>	1
<u>Computers History</u>	2
<u>Computers parts</u>	3
<u>HARWARE AND SOFTWARE</u>	5
<u>Start Button</u>	8
<u>Mouse</u>	13
<u>Mouse Functions</u>	15
<u>Mouse Parts</u>	15






# UNIT 1 TOPICS

## TOPICS

- Hardware
- Software
- Start Button
- Mouse Functions



## COMPETENCES AND ACHIEVEMENT INDICATORS

### CONCEPTUAL ACHIEVEMENT

Identifies the parts of the computer that belong to hardware

### PROCEDIMENTAL ACHIEVEMENT

Talks about the concept of Hardware and gives clear examples of it.

Makes differences between hardware and software

Uses Start Button to run different programmes

Applies the mouse functions to roll the screen

Opens and closes programmes easily.

Creates and names folders

### ATTITUDINAL ACHIEVEMENT

Values hardware and software functions to do different activities

You should know  
that:




In Spanish COMPUTER is also called  
“ORDENADOR”

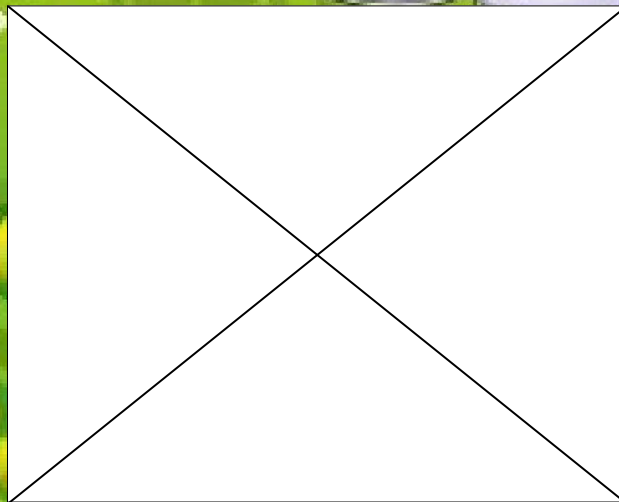





# COMPUTERS HISTORY



**THE HARWDWARE  
ARE THE PARTS OF THE COMPUTER THAT YOU  
CAN TOUCH.**



# COMPUTERS PARTS



**Hardware is everything you can name, touch or see.**  
**Esta es la primera parte del computador.**



Monitor



Teclado



Mouse



C.P.U.



Thus, everything you touch from your PC is the Hardware.

Let's see what the SOFTWARE is. In Spanish soft means "blando"

SOFTWARE is the part from the PC that you can't touch, but it is quite important to run it.

What's it that you can't touch?, it is what we don't see, it just work with the Hardware and it is the set of



PROGRAMMS





So a computer has two parts and they are:

## HARDWARE AND SOFTWARE

### WHAT'S HARDWARE?

In Spanish Hard means "duro": Thus hard is "duro" y ware is equipment

### WHAT'S THE SOFTWARE?


In Spanish Soft means "blando": Thus soft is "blando" y ware is equipment

#### Software



#### Hardware





### What's HARDWARE for?

THE HARDWARE is to access the information of the computer, without the hardware the computer is not able to work itself.

### What's SOFTWARE for?

THE SOFTWARE is to introduce information to the computer, without the software the hardware is not able to run.

THE USERS ARE THE MOST IMPORTANT PART TO RUN A COMPUTER. IF THERE AREN'T ANY USERS NEITHER THE HARDWARE NOR THE SOFTWARE CAN WORK.







So, three elements are important to run  
a computer.

Hardware, software and users





# START BUTTON

This is the  
START  
BUTTON

Thanks!, may  
I have it?



jajajajaja

jajajajaja







Do you know what is it for?

No, Can you tell me, please?

It is used to run all programm

We open the door to see the information

This is it

When you CLICK it! This window opens






# ACTIVITY 1



What does  
**HARDWARE**  
mean in  
Spanish?


- C.P.U.
- KEYBOARD
- HARD PART
- TABLE



**Drag the triangles to the right answer**

What does  
**SOFTWARE**  
mean in  
Spanish?

- MINIMIZE
- PRIMARY
- SOFT PART
- DESIGN



**Drag the circles to the right answer**

**To move the triangles and circles place the  
cursor on them and with the primary  
button pressed drag them**



# ACTIVITY 2



**Computers  
parts are two**

**HARDWARE**

**SOFTWARE**

**Is software  
a square?**

**Answer TRUE or FALSE**

**FALSE ↔ TRUE**

**CHOOSE THE RIGHT ANSWER BY COLORING THE  
ARROW IN YELLOW**




**To color the arrow you select it, then you click on it with the primary button of the mouse. Then, you choose the color from the colors box displayed on the format bar.**





# ACTIVITY 3



What is the START BUTTON for?

Select

Mark

Move


Enter  
information



Place the arrow  
next to the right  
answer

To move the arrow, you place the  
cursor on it and with the primary  
button pressed you drag it.

When you press the arrow for a while,  
the cursor changes from one arrow to  
four arrows, like this:





## THE MOUSE

What is it for?




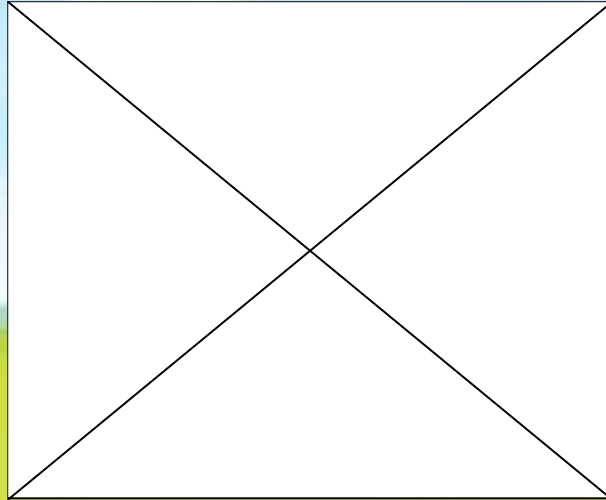
Mouse

The mouse is used to place the cursor where you need it. Exmple:



Little bee takes the mouse to her house







## MOUSE ACTIONS

mouse is used to do different actions:

**CLICK** : To mark a place

**DOUBLE CLICK**: To select objects

## MOUSE PARTS

**EL MOUSE tiene tres elementos básicos: The MOUSE has three main parts.**

**Right button or secondary**


**Left button or primary**

**Scroll wheel**

Scroll Wheel

Right button or secondary

Left button or primary







The mouse is part of the Hardware

Why doesn't it belong to software?

Because it is an element you can touch






# ACTIVITY 4


## TRUE OR FALSE

THE MOUSE IS PART OF THE HARDWARE

Color the right star

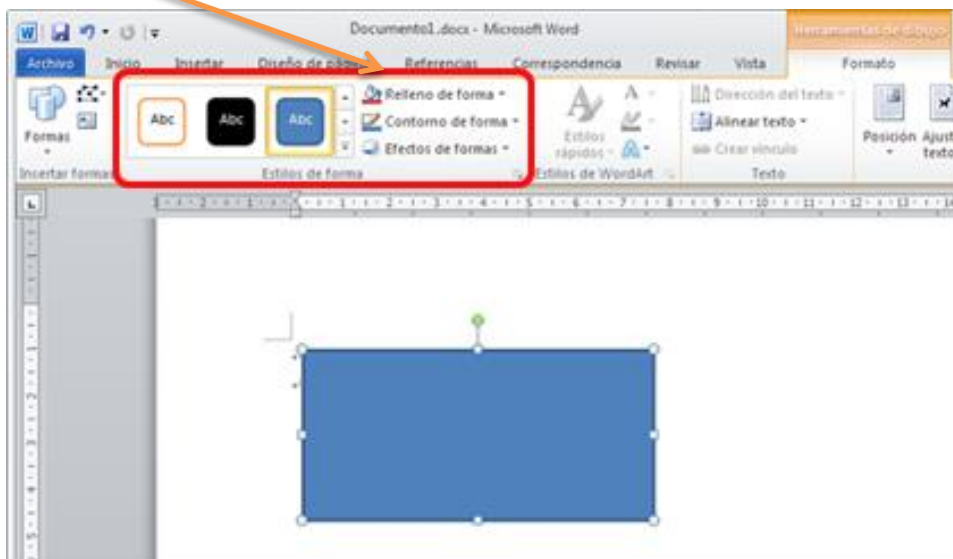


FALSE



TRUE

To color the right star, you double click on it and choose the “painting jar”





## Drag

Elements can be dragged around the screen

To drag an element:

1. Mark it on the screen
2. Press it for a while with the primary button
3. Drag it to the new place and then,
4. Release the button

You can drag files and folders to different places.

## Scroll wheel use

The scroll wheel is used to scroll around documents and web pages. To scroll down the wheel moves towards you, to scroll up the wheel moves away you.



**Gimnasio Virtual San Francisco Javier**  
**«Values and technology for the formation of the human»**

**Cajicá, Cundinamarca. Km 2 Vía Tabío**  
**Colombia**

