





# Content

<u>Topics</u>	1
<u>Windows use</u>	2
<u>Tasks Bar</u>	9
<u>Screen Saver</u>	13
<u>Desktop</u>	13
<u>Clock and calendar</u>	13
<u>Danger in the Socialnetworks</u>	15






# UNIT 4 TOPICS

## TOPICS

- Running Paint
- Paint Tools
- Colors Bar
- Drawings in Paint
- Save and open drawings



## COMPETENCES AND ACHIEVEMENT INDICATORS

### CONCEPTUAL ACHIEVEMENTS

Recognizes the different Paint Tools

### PROCEDIMENTAL ACHIEVEMENTS

Access paint properly

Colors Paint drawings

Create and saves Paint drawings

### ATTITUDINAL ACHIEVEMENTS


Values others work.

You should know  
that:



**PAINT IS A PROGRAMM USED TO  
CREATE DRAWINGS AND EDIT OTHERS**





# HOW TO ENTER PAINT

CLICK ON  
START

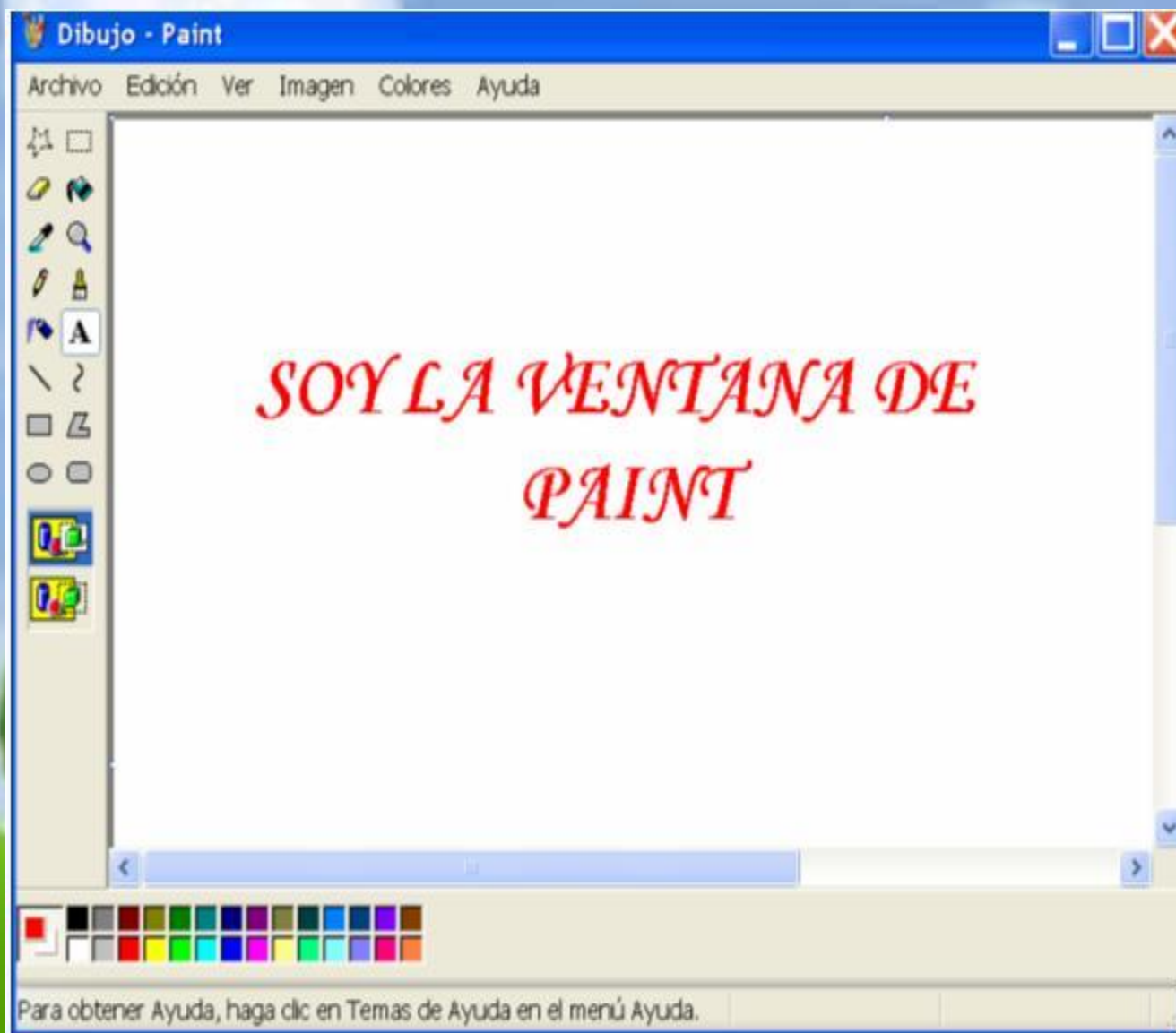
CLICK ON  
PROGRAMMS

CLICK ON  
ACCESORIES

CLICK ON  
PAINT

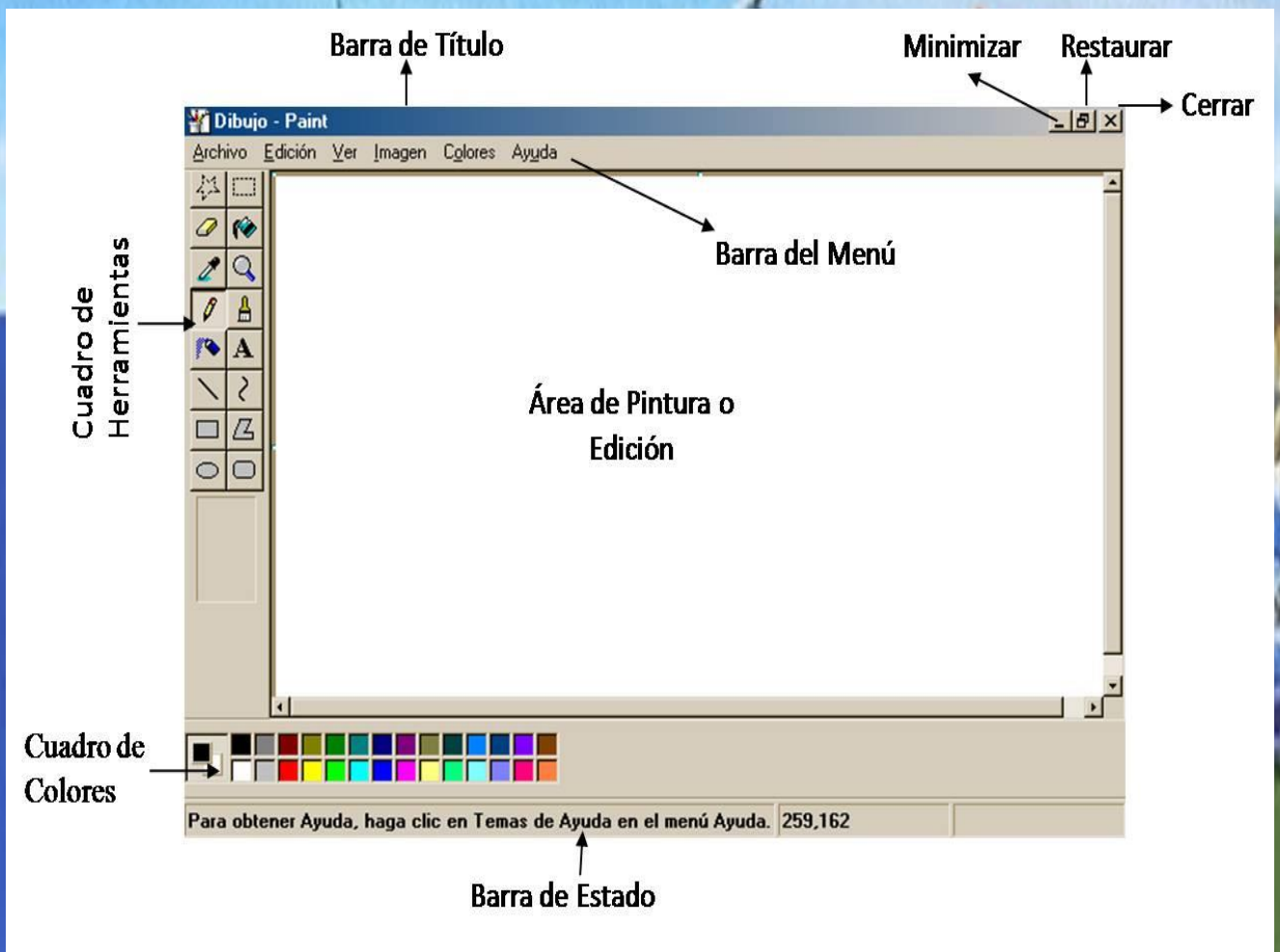








# PAINT WINDOW PARTS





# PAINT TOOLS BAR

		<b>Herra...</b> 		
Seleccionar de forma libre	→			← Selección
Borrador	→			← Relleno de color
Seleccionar color	→			← Ampliación
Lápiz	→			← Pincel
Aerógrafo	→			← Texto
Línea	→			← Curva
Rectángulo	→			← Polígono
Elipse	→			← Rectángulo redondeado
				



Paint is the most basic but quickest images editor.

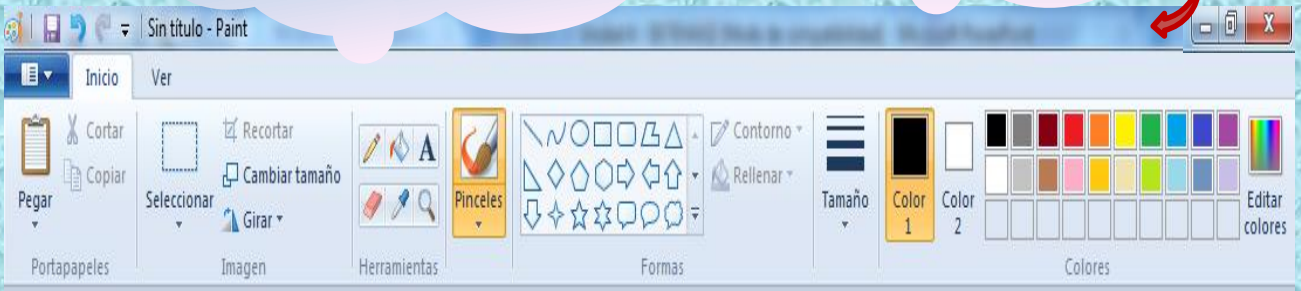
## WHAT'S PAINT?

Paint is a program used to draw and edit images.

To open Paint click on Start Button, Programs, Accessories, Paint.

Paint is a simple drawing program included on the accessories from Windows Pack

## PAINT UPDATED VERSION



The buttons on this version are on the upper part of the window.



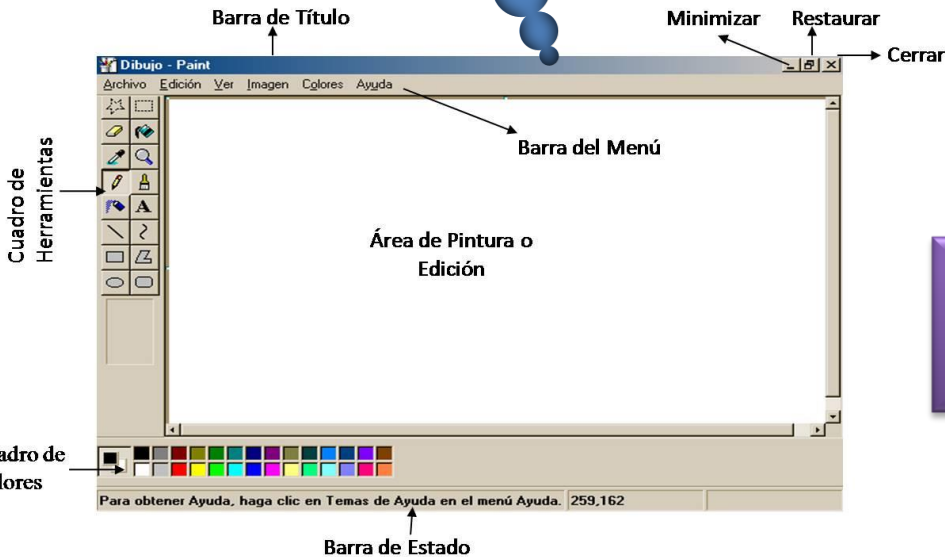


# PAINT COLORS BAR

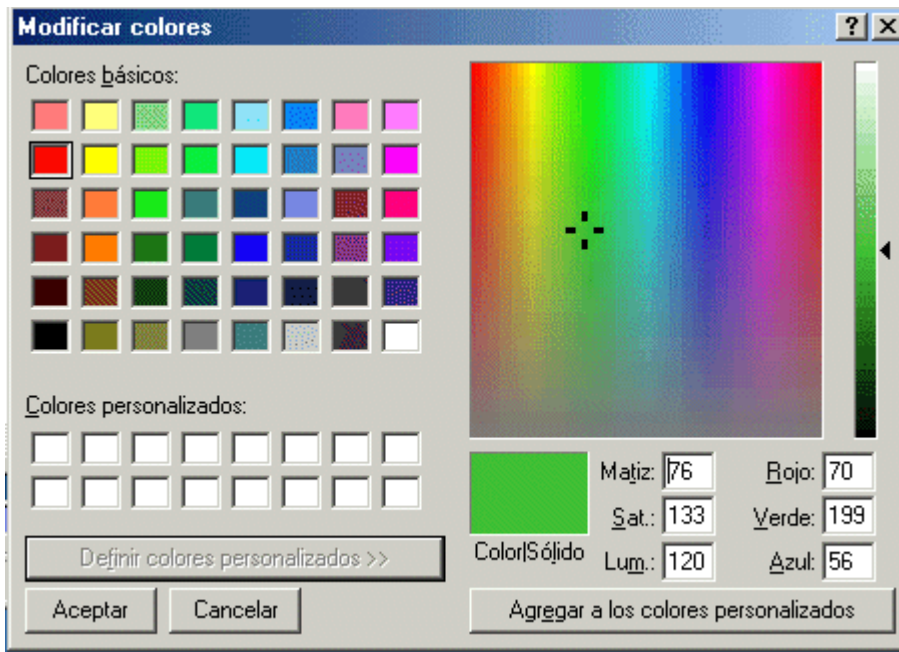
To color use the "painting jar"

The forefront color is used for lines and texts.

The background color is used in the inner part of shapes.





To change the forefront color, click on the colors bar with the secondary and choose the color





# PAINT USE





# CREATE AND SAVE PAINT FILES

OPEN THE  
FILE KEY

CHOOSE SAVE  
AS... AND  
NAME IT

SAVE

TO OPEN THE FILE,  
CLICK ON FILE, CHOOSE  
THE NAME OF THE FILE  
AND OPEN AGAIN.







# ACTIVITY 1





## ACTIVIDAD 2



**In Spanish  
WINDOWS means  
VENTANA**

**What does  
Window  
mean in  
Spanish?**

**Answer TRUE or  
FALSE**

**FALSE ↔ TRUE**



**CHOOSE THE RIGHT ANSWER BY COLORING THE  
ARROW IN YELLOW**



**To color the arrow you select it, then you do  
CLICK on it with the primary button of the mouse.  
Then, you choose the color from the colors box  
displayed on the format bar.**



# ACTIVIDAD 3



Where is the tasks bar located on the Windows Desk?:

On the left side

On the right side

On the lower side




Place the arrow next to the right answer



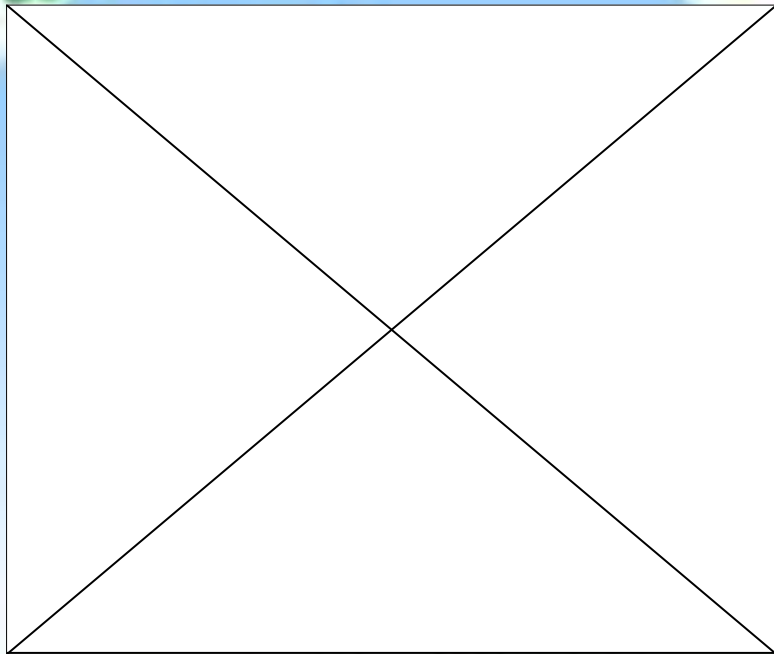
Para mover la flecha colocas el puntero sobre ella y con el botón primario o izquierdo oprimido lo mueves.

Cuando se oprime la flecha de forma sostenida, cambia el puntero de una flecha a cuatro flechas así:

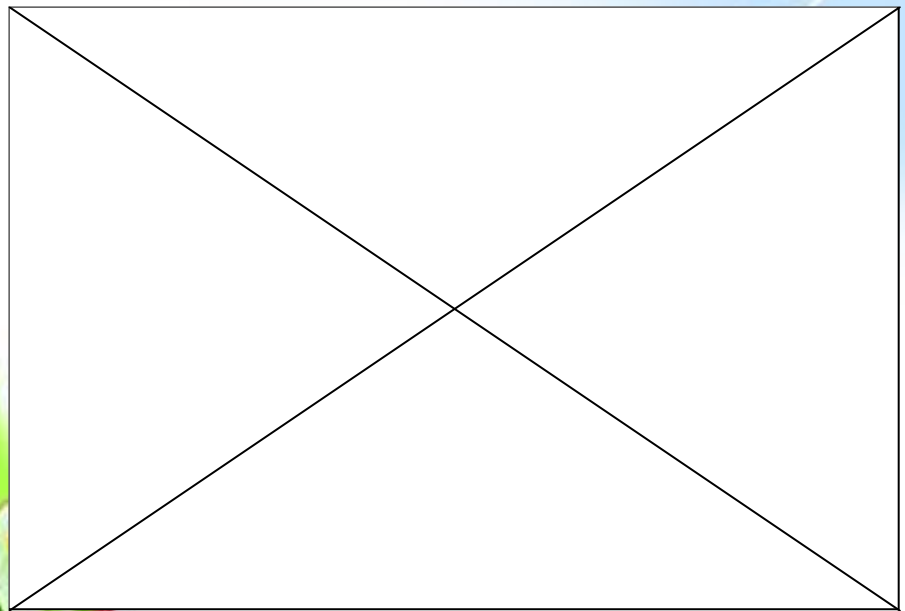





# HOW TO USE THE UPDATED PAINT VERSION



# ANOTHER WAY OF USING PAINT

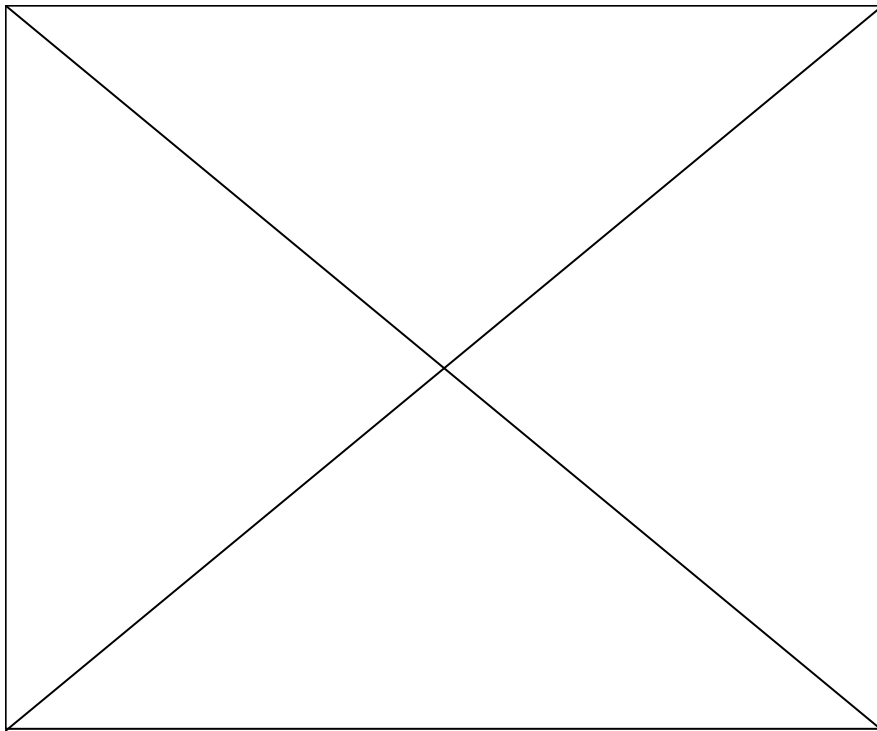






# RECOMMENDATIONS

10 tips to use INTERNET and the  
Social networks



**TECHNOLOGY IS ALSO RISKY**





If we follow  
recommendation  
s we'll be safe

Enemies are hidden

I'll just talk to  
friends

Simple tricks will save  
us







. Run away from virus is the best.

Trust in your parents and learn from them will help us in future

Let's practice the good things we learn



**Gimnasio Virtual San Francisco Javier**  
**«Values and technology for the formation of the human»**

**Cajicá, Cundinamarca. Km 2 Vía Tabío**  
**Colombia**

