



C

o

m

p

u

t

e

r

s





Content

| | |
|------------------|----|
| <u>Topics</u> | 1 |
| <u>INTERNET</u> | 2 |
| <u>Web pages</u> | 9 |
| <u>Hyperlink</u> | 10 |






UNIT 4 TOPICS

TOPICS

- What's Internet?
- How to access the Internet (opening the browser)
- Surf the Internet (write web pages addresses)
- Hyperlinks



COMPETENCES AND ACHIEVEMENT INDICATORS

CONCEPTUAL ACHIEVEMENTS

- ☑ Recognizes the internet as a mass media to do different actions
- ☑ Identifies the functions of the buttons or hyperlinks on a webpage

PROCEDIMENTAL ACHIEVEMENTS

- ☑ Practices the steps to access and surf the internet.

ATTITUDINAL ACHIEVEMENTS

- ☑ Recognizes the importance of the internet use as a search tool to do school activities.

You should know
that:



INTERNET is very important
but it is also dangerous.





WHAT'S INTERNET?

Internet can be defined as “the web of webs”, that is, a web that not only connects computers but also computer webs.

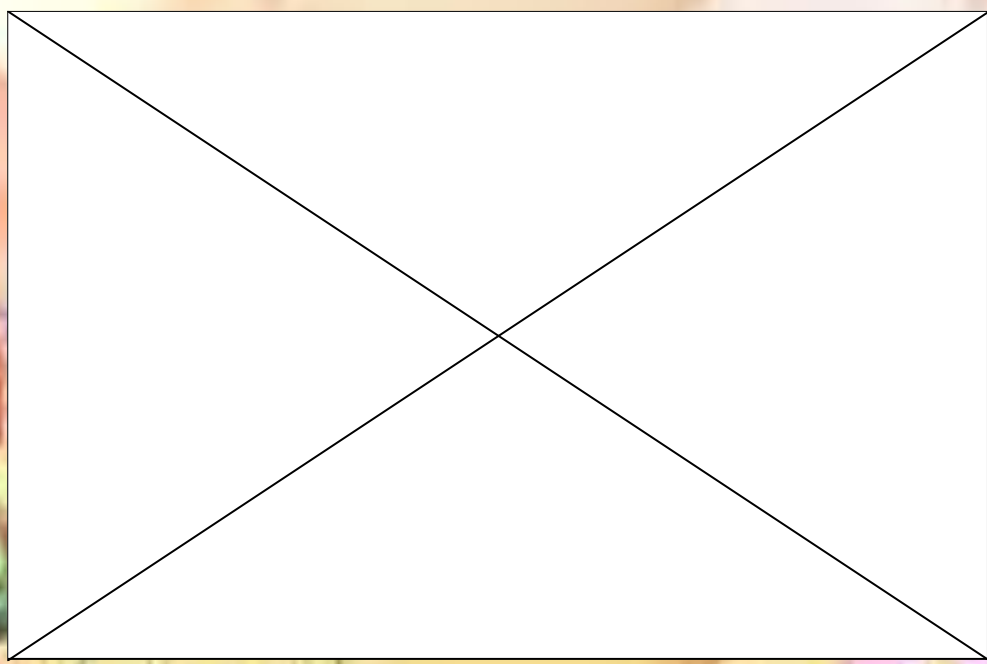
A computer web is a set of equipments communicated through a connection (*coaxial wire, fiber optic, radio frequency, land lines, etc.*)





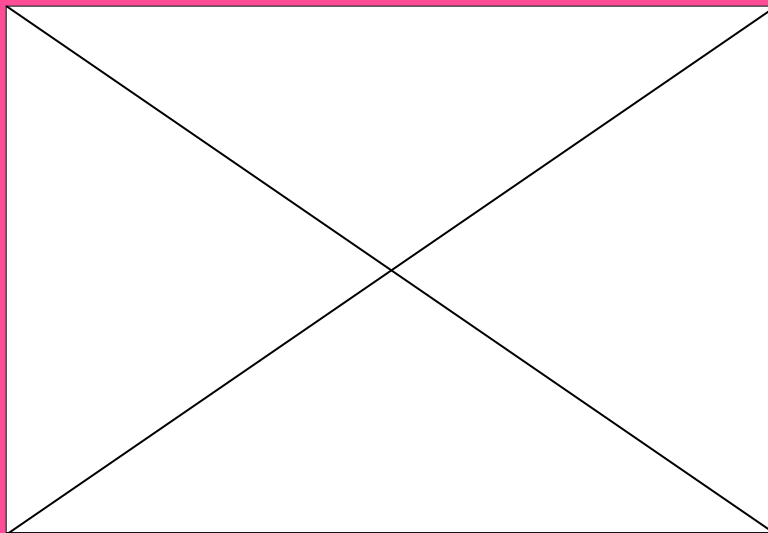
WHAT'S INTERNET FOR?

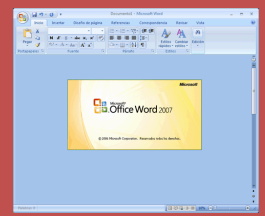
It is for any task that consists on exchanging information. Reading a newspaper, buying anything, playing a game with people worldwide, chating, working home and many other things can be done through internet.



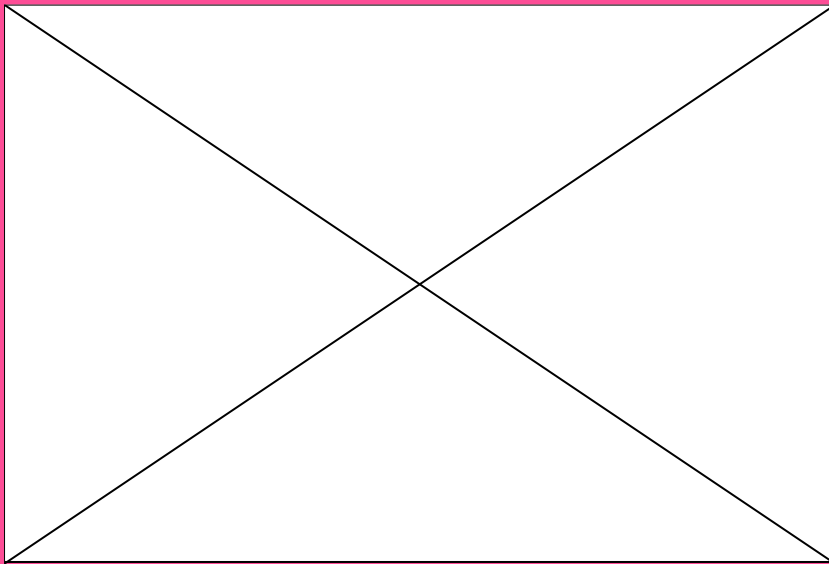


HOW TO MAKE THE MOST OF INTERNET AND IN A SAFE WAY





BE CAREFUL ON INTERNET



OUR REAL LIFE RULES ARE OUR DIGITAL AND
VIRTUAL LIFE RULES



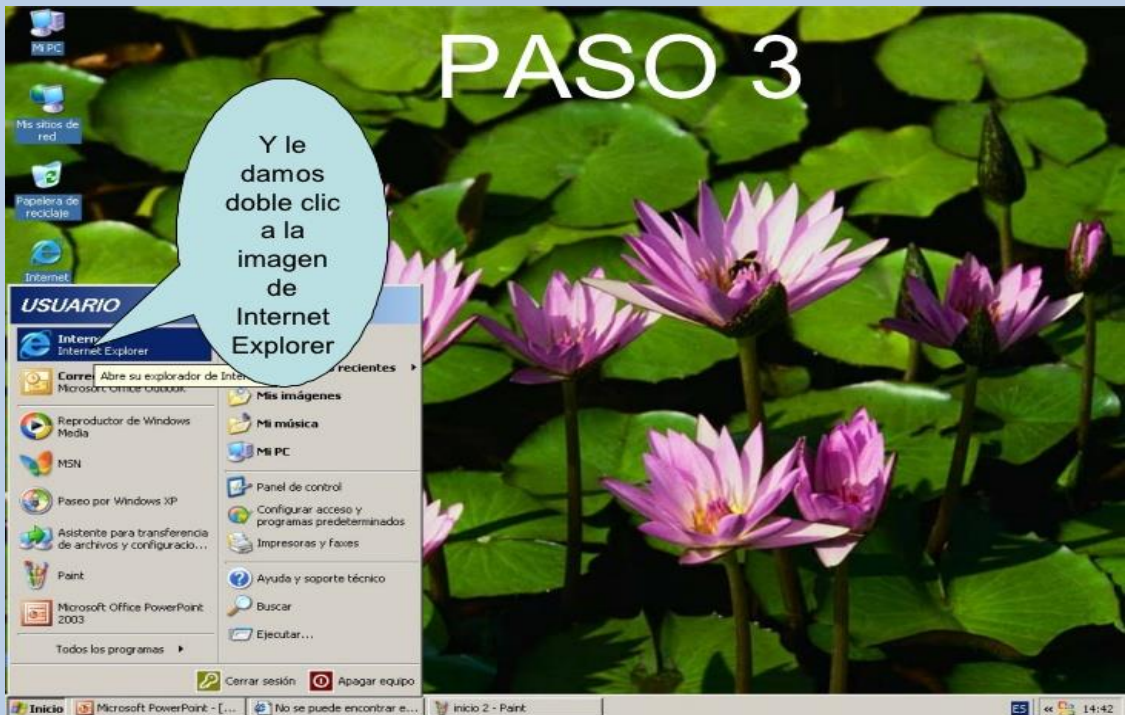


Microsoft
Word

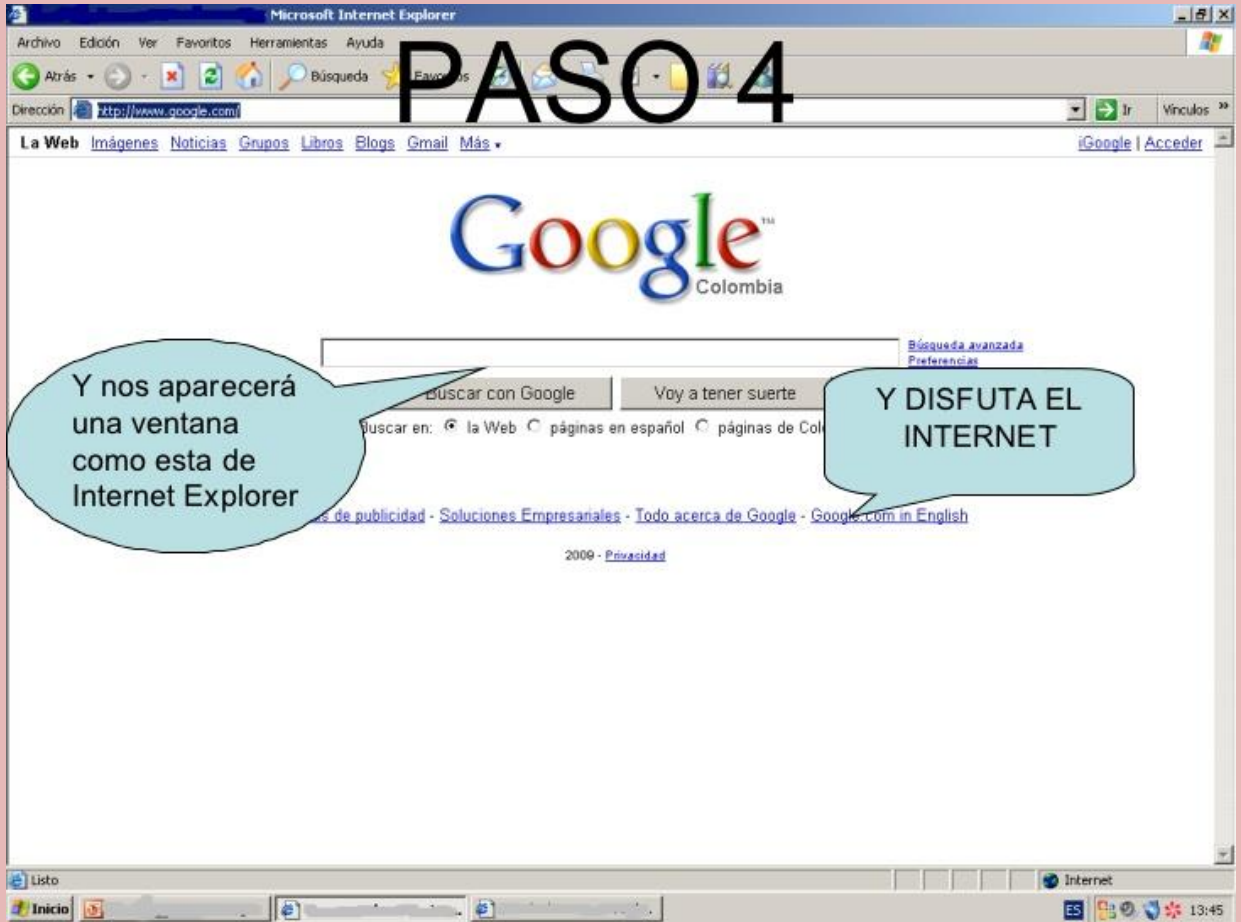
HOW TO ACCESS INTERNET

**FIRST STEP:
CLICK ON THE
START BUTTON
LIKE THIS:**



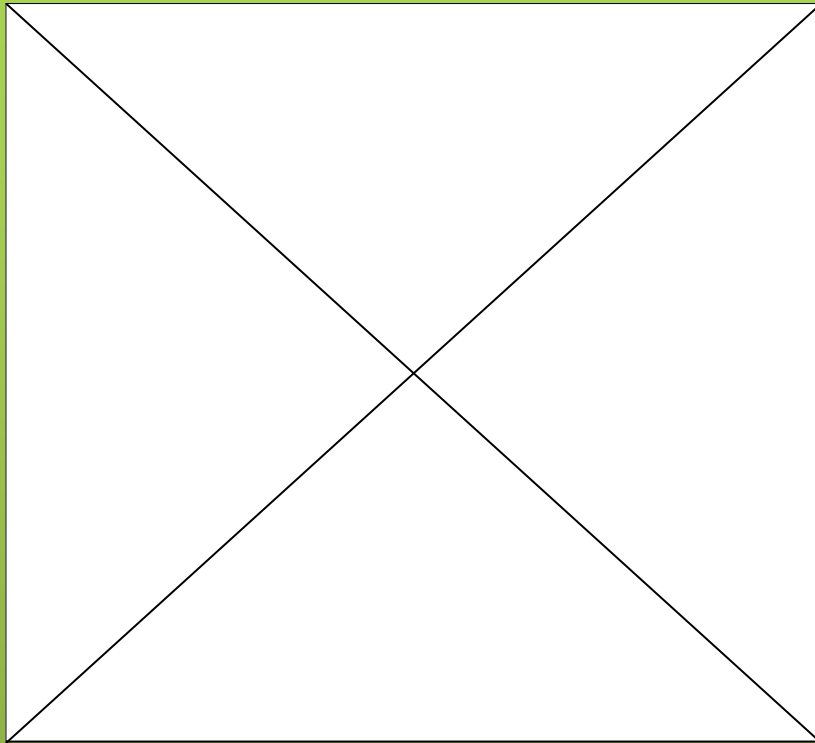


PASO 4

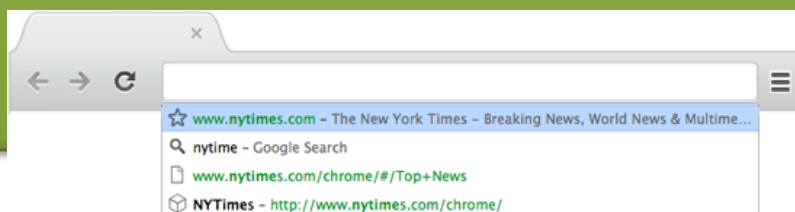




WEBPAGES



Using a browser like Google you can find the webpages, typing them in the addresses bar.





HYPERLINKS

A hyperlink is a link between two pages in the same site, but it also links another page in another website, file, image, etc. To surf the link you want, click on it. It is also known as a hyperlink.


There are different types of hyperlinks.





HOW TO IDENTIFY A HYPERLINK

- ~ Los vínculos de texto están generalmente **subrayados y de color diferente** al resto del texto.

| | |
|---|---|
|  | Mueva su cursor sobre el logotipo de Aprenda la Red y fíjese en la URL que aparece en la barra de estado. |
|---|---|

- ~ Para determinar si un gráfico está hipervinculado, mueva la **flecha del cursor** sobre la imagen. Sabrá que el elemento está hipervinculado si:

1. La flecha del cursor se convierte en una **mano**.



2. Aparece una URL en la **barra de estado** de la parte inferior izquierda de su explorador de web.





**HYPERLINKS ARE NOT ONLY USED
FOR INTERNET**

**THEY ARE ALSO USED IN WORD AND
POWERPOINT**

**TO CREATE A HYPERLINK USE
“INSERT” OPTION FROM THE MENU
BAR**





ACTIVIDAD 1



SOLVE THE WORD PUZZLE

| | | | | | | | | | | | | | | |
|---|---|---|---|---|---|---|---|---|---|---|---|---|----------------------|--|
| R | P | A | G | I | N | A | W | H | W | W | W | B | WEB | |
| O | W | W | W | W | W | W | W | I | W | W | W | A | INTERNET | |
| D | W | W | E | B | W | W | W | P | W | W | W | R | PAGINA | |
| A | W | W | W | W | W | W | W | E | W | W | W | R | HIPERVÍNCULO | |
| G | W | W | W | W | I | W | W | R | W | W | W | A | NAVEGADOR | |
| E | W | W | W | W | N | W | W | V | W | W | W | D | BUSCADOR | |
| V | W | W | W | W | T | W | W | I | W | W | W | E | GOOGLE | |
| A | W | W | W | W | E | W | W | N | W | W | W | D | YAHOO | |
| N | W | W | W | W | R | W | W | C | W | W | W | I | BARRA DE DIRECCIONES | |
| W | W | W | W | W | N | W | W | U | W | W | W | R | | |
| R | W | W | W | W | E | W | W | L | W | W | W | E | | |
| O | W | W | W | W | T | W | W | O | W | W | W | C | | |
| D | W | W | W | W | W | W | W | W | W | W | W | C | | |
| A | W | W | W | W | W | W | W | W | W | W | O | I | | |
| C | W | W | W | W | G | O | O | G | L | E | O | O | | |
| S | W | W | W | W | W | W | W | W | W | W | H | N | | |
| U | W | W | W | W | W | W | W | W | W | W | A | E | | |
| B | W | W | W | W | W | W | W | W | W | W | Y | S | | |

FIND OUT THE WORDS ON THE COLUMN



ACTIVIDAD 2



FIND THE MISSING WORD

**INTERNET
IS:**

A _____ WEB

WEB

DATA

TEXT

**A BROWSER CAN
BE:**

MENU

GOOGLE

WORD

ANSWER FILLING THE RECTANGLE IN YELLOW



ACTIVITY 3



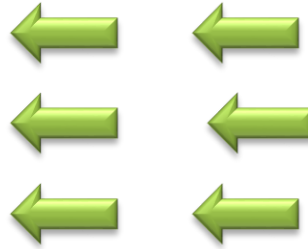
HYPERLINKS CAN BE USED IN?

WEBPAGES

WORD

POWER POINT


Enter



Place the arrows next to the right answers

To move the arrow, you place the cursor on it and with the primary button pressed you drag it.

When you press the arrow for a while, the cursor changes from one arrow to four arrows, like this:





WEBAGES EXAMPLES

http://www.cad.com.mx/que_es_internet.htm

http://www.alu.ua.es/r/rac6/Buscadores/que_es_internet.html

<http://www.dibujos.net/>

You can differentiate a webpage because it is highlighted in blue and underlined





ACTIVIDAD 4



Select with the arrow

The icon that identifies INTERNET EXPLORER IS:



Gimnasio Virtual San Francisco Javier
«Values and technology for the formation of the human»

Cajicá, Cundinamarca. Km 2 Vía Tabío
Colombia

