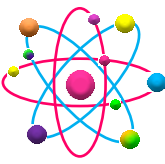




Spanish

1°




Know the contents

The Miami Virtual School, presented through texts for elementary education program and sequence of natural science content, enriched with several videos and subtopics. With this text handling you acquire attitudes, skills, abilities and concepts that allow you to expand your worldwide.

Your contents are grouped into four sessions containing topics and subtopics of several pages. Each topic begins with a title, a series of questions whose purpose is to arouse your interest in the contents, you can use these questions at the end of a topic to test your learning. You'll find images related to the concepts and themes, videos, charts, concept maps with didactic sense

The virtualitos help you journey through this adventure of knowledge.

Inquire to...



When you find this icon you know that there are many unanswered questions, which you can use at the end of a topic to find what you have learned.



When you find this icon you have to carry out the activities for each topic or subtopic.



Art is part of your activities, giving a personal touch when you go to color. Now you are the artist!



Virtualito invites you to learn more about the theme, research new things. That's interesting to know!



Did you know that...?
You'll find fun facts that invite you to learn about other related topics



The letters Ll - ll



lla
lla


lle
lle

lli
lli

llo
llo


llu
llu

Activity



1. What animals are they? Write their names.











2. Write the following sentence.



The chicks say peep, peep, peep.

3. Writing exercise, repeat the consonant combination "ll" (tell your parents you put the first letter in red)

4. Writing exercise, repeat the consonant combination "ll" (tell your parents you put the first letter in red)

5. Complete

gentleman

key chain

Horse

The keys are in the _____.

The _____ mounted on the _____.







The letter Ññ

ña ñe ñí ño ñu

ña ñe ñi ño ñu



Activity



1. Complete:



Wood

Lumberjack

He _____ cut the _____.

2. Read every word and contains red letter ñ.



Cabañas



ARAÑA



Rebaño





3. Writing exercise, repeat the consonant combination "Ñ"(tell your parents you put the first letter in red)

4. Writing exercise, repeat the consonant combination "ñ"(tell your parents you put the first letter in red)

5. ead and copy each word.



Piraña



Telaraña



Pañuelo






Letter Ch - ch (che)



Cha che chi cho cha

cha che chi cho chu

Activity



1. complete.



Parlanchín

Paco es una guacamaya _____

2. Read and copy

Pacho drinks milk at night





3 . Writing exercise, repeat the consonant combination "Ch "(tell your parents you put the first letter in red)

4. Writing exercise, repeat the consonant combination "ch"(tell your parents you put the first letter in red)

4. Look at the pictures and write your name.







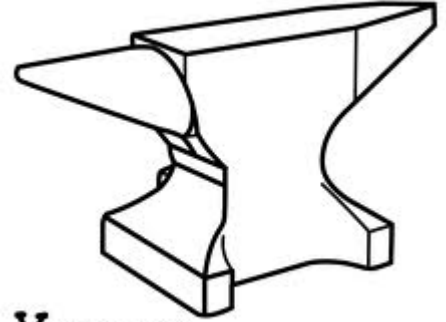




Letter Y - y


ya ye yí yo yu

ya ye yi yo yu




Yunque

Activity



1. Look, complete and color.



Yegua



payaso



papagayo

- En mayo viene el _____ plin, plin.
- La _____ se cayó en el arroyo
- El _____ toma yogur en el desayuno





2. Writing exercise, repeat the consonant combination “Y”(tell your parents you put the first letter in red)

4. Read the following rhyme, circle the letter “y” in red, then draw the clown.

*El payaso yogui, montado en su
yegua jugaba al yoyo, hacia
malabares, y al suelo cayó.*





Letter Zz (zeta)

za

ze

zì

zò

zu

za

ze

zi


zo

zu



Zarigüeya

Activity



1. Read the words and join them with a line.



Zanahorias



Pozo



Zorro



Carroza

2. Copy:

El erizo invitó a almorzar al zorrillo. Tomaran zumo de manzana y zapote.







2. Writing exercise, repeat the consonant combination "Z"(tell your parents you put the first letter in red)

3. Writing exercise, repeat the consonant combination "z "
(tell your parents you put the first letter in red)

5. Observe and record what you see and colors.



•




•





Letter Kk (ka)



ka

ke

ki

ko

ku

ka


ke

ki

ko

ku

Activity



1. Read, write the names of the pictures and color.







2. Form a sentence with the next group of words.

Hay

cesta

kiwis

la



2. Writing exercise, repeat the consonant combination "K"(tell your parents you put the first letter in red)

3. Writing exercise, repeat the consonant combination "k"
(tell your parents you put the first letter in red)

5. Read, circle the letter "K" in red and color.



Ti - Wan, el karateka.

Beto, el vikingo


Erika, la pianista.





Letter Xx (equis)

xa xe xí xo xu
xa xe xi xo xu



Activity

1. What do they do? Observe and complete.

Excursion

Experiment



Sixto makes _____.

Felix goes to _____.

2. Read the sentences, close the letter "x" "draw what happened to Elisa.

Máximo cura a Elisa con agua oxigenada.





3. Writing exercise, repeat the consonant combination "X"(tell your parents you put the first letter in red)

4. Writing exercise, repeat the consonant combination "x"
(tell your parents you put the first letter in red)

5. Read and complete.

Don Calixto, el topo, lleva ya una hora excava que excava sin excavadora.



- What's the mole's name? _____
- What does the mole do? _____






Letter W (Doble v ó doble u)



Washington

wa we wí wo wu
wa we wi wo wu

Activity



1. Find four names with the letter "w".



E	O	K	I	W	I	P	S	U
I	U	E	H	A	S	O	R	L
P	L	J	T	L	A	N	I	N
E	A	O	N	T	R	T	H	S
M	P	L	W	E	N	D	Y	R
W	A	T	E	R	P	O	L	O



2. Read the sentence bellow and color the picture.



Walter y Willy comen kiwi, mientras juegan waterpolo.





3 . Writing exercise, repeat the consonant combination “W”(tell your parents you put the first letter in red)

4. Writing exercise, repeat the consonant combination “w”(tell your parents you put the first letter in red)

5. Replace each color and copy the corresponding word.

Waterpolo

Willy

- _____ juega _____ con sus amigos.






Combinations Pr y Pl



Princesa



Activity

1. Read and copy.

The bear slept soundly.

2. Read and mark with an x.

En primavera, el prado es precioso pues se llena de muchos colores



- what season is full of colors the field?

In autumn

In spring





A B C D E
F G H I J
K L M N Ñ
O P Q R S
T U V W
X Y Z

coloring
www.colorspedia.org



