



# 1 COMPUTER SCIENCE





# Content

<a href="#"><u>Topics</u></a>	1
<a href="#"><u>My Computer</u></a>	2
<a href="#"><u>History of Computers</u></a>	3
<a href="#"><u>Mouse</u></a>	6
<a href="#"><u>Paint</u></a>	9
<a href="#"><u>Recommendations</u></a>	15






# TOPICS UNIT 3

## EJES TEMÁTICOS

- My computer
- History of computers
- Paint
- Mouse
- Recommendations



## COMPETENCES AND ACHIEVEMENT INDICATORS

### CONCEPTUAL ACHIEVEMENT

Identifies the parts of the computer that belong to hardware

### PROCEDIMENTAL ACHIEVEMENT

Talks about the concept of Hardware and gives clear examples of it.  
Makes differences between hardware and software  
Uses Start Button to run different programmes  
Applies the mouse functions to roll the screen  
Opens and quites programmes easily.  
Ceates and names folders

### ATTITUDINAL ACHIEVEMENT


Values hardware and software functions to do different activities

You must know that



Desktop is a main window in Windows operating system





MY COMPUTER

I AM PLAYING,  
WRITING,  
DREAMING AND  
PAINTING USING  
MY COMPUTER.  
COMMUNICATE  
WITH FRIENDS.  
STUDY AND  
INVESTIGATE



# HISTORY OF COMPUTERS



Enjoy the video  
About  
computer history

[www.youtube.com/watch?v=VPDy2y4AjSo](http://www.youtube.com/watch?v=VPDy2y4AjSo)





# COMPUTER MY BE CALLED DIFFERENTLY IN DIFFERENT LANGUAGES

- ORDENADOR
- ORDINATEUR
- コンピューター
- Համակարգիչ

SPANISH  
FRENCH  
JAPANESE  
ARMENIAN





**ONE OF THE  
CHILDREN'S  
FAVORITE  
PROGRAMS FOR  
COMPUTER IS  
PAINT**

**USING PAINT  
CHILDREN ARE  
PRACTICING  
MOUSE**

**A  
MOUSE?**

**IT IS ONE OF  
COMPUTER'S  
EXTERNAL  
DEVICES**



I have heard the word  
mouse?  
Doesnt it mean rodent?


Á computer device  
is called this, since  
it looks like a  
mouse to some







**SEE! THEY  
JUST LOOK  
ALIKE!**





# MASTERING A MOUSE

Dig into the mouse history and build first:

<http://www.youtube.com/watch?v=AEEEnPHGbAmY>

Mouse as a paint tool:

[http://www.youtube.com/watch?v=i\\_cnqf6vbN0](http://www.youtube.com/watch?v=i_cnqf6vbN0)

Basic mouse skill to master and understand:

<http://www.youtube.com/watch?v=PnWgs-96l9A>





# WHAT IS PAINT?

It is an accessory program coming preinstalled with Windows, used for simple painting

A simple program to create and edit drawings

A little tool to edit pictures.

Simple program for children to make a sketch





# ACTIVITY 1



Find a path in a labyrinth on screen using mouse pointer and a pencil using a printed copy of this page.



## ACTIVITY 2



# PAINT ALSO MEAN BRUSH

**PAINT is used to write letters?**

**ANSWER IF ITS FALSE OR TRUE**

**FALSE ↔ TRUE ↔**

**You can find PAINT at any computer with Windows?**

**Can you draw a cat in PAINT?**

**Do you have advanced drawing tools in PAINT?**



# ACTIVITY 3



MOUSE IS AN EXTERNAL  
DEVICE USED FOR:

**PLAYING**

**SELECTION**


**SINGING**

**POINTING**



Draw an arrow  
towards correct  
options

Name the mouse parts





# SWITCHING ON AND OFF OF THE COMPUTER

It is very important not to damage your computer

To switch it On just push firmly for a moment the POWER button and wait while computer starts

Before switching computer off you must check that you saved information from all working programs

Close the windows of all working programs

After finishing checks click on the Start button in Windows and select desired action (Switch computer Off, Restart, Put it in Sleep). If you selected to switch it off, do not touch POWER button until computer goes off himself.



# WHY DO WE SWITCH COMPUTER OFF?

Hard disk drives will work longer

Save energy

Reduce noise levels

Stop and finish internal processes of operating System correctly







# RECOMMENDATIONS

BE CAREFUL IN SOCIAL NETWORKS

<http://www.youtube.com/watch?v=69RhWRCbstQ>

## safebook

**YOU THINK** - Think before you post

**FRIENDS** - Only connect with friends

**KIND** - Be kind to others

**PASSWORD** - Don't share your password

**PRIVACY** - Keep your settings private

**HURT** - Don't be hurtful towards others

**PARENTS & TEACHERS**

Join Facebook  
Understand how it works  
Teach safety and responsibility  
Privacy - check their settings

**FRIENDS**

**DON'T:** Stay silent

**DO:** Help your friend  
Report the bully  
Tell your parents  
Tell your teacher

**THE BULLY**

**DON'T:** Respond

**DO:** Save what they say  
Unfriend the person  
Block them  
Tell a Friend  
Tell your Parents  
Report the person

**TELL • UNFRIEND • BLOCK • REPORT**

This is our reaction to cyber-bullying. We must all play our part! Play yours - email [design@fuzion.ie](mailto:design@fuzion.ie) for a print ready file

**BRITISH COUNCIL** Table 10/13

**BE SOCIAL, STAY SAFE**

The British Council worldwide has millions of parents as digital customers and for Social Media Day 2013, we have prepared these

### 5 GOLDEN RULES

designed to enable parents and carers to help their children enjoy social media but stay safe.

- 1. Show me**

Ask your child to show you the sites they use

Show an interest, take notes of the sites your children visit and re-visit them later when you are alone.

Find out how to set the safety features and how to report any issues directly to the site.

**46%** of parents admit that their children know more about the internet and social media than they do.
- 2. Low profile**

Ask your child to set profile settings to private

Since children use social media sites to share just about everything they do, setting their profile to private can help protect them against photos, personal information or even locations in the real world ending up in the wrong hands.

**80%** of 11 to 15 year olds in the UK have an active social media profile.
- 3. Just ask**

Ask your child about their online friends

Help your children understand that people can create fake identities online and be about who they are. They should only give out personal information and be "friends" with people they know and trust in the real world.

**35%** of children have experienced an online friend in the internet.
- 4. Photo Check**

Ask your child to only share photos that they wouldn't mind showing you first!

Talk to your child about the images they send, the sites and apps they use to share them and who they are sending them to.

**Children aged 12-15** are most likely to share photos.
- 5. Don't Worry**

Ask your child to tell you if they are worried about something online

Be talking to your child about the internet, their favourite sites and the risks they may encounter. They are more likely to turn to you if they get into situations online where they don't feel comfortable or see something they don't want to see.

**Children aged 8-11** are more likely than their peers in 2011 to watch and download content without consent.

You can find further internet safety tips on the **British Council's LearnEnglish Kids site**: <http://learnenglishkids.britishcouncil.org/parents/articles/using-the-internet-and-computers-safely>

This infographic has been developed in partnership with the lead partner of the UK's Child Online Experience and Online Protection Programme, the Internet Council for Children and the UK's Child Online Experience and Online Protection Programme, the Internet Council for Children and the UK's Child Online Experience and Online Protection Programme.

\*The British Council believes that all children have a right to be safe and that every child matters everywhere in the world. The British Council agrees the provision that all children have a right to be protected from all forms of abuse as set out in article 16, UNICEF, 1989.

\*Source report by the UK April 2013

TECHNOLOGY CAN BE DANGEROUS



SHALL WE GO TO  
THE KID'S SITE?

NOT NOW.  
WANT TO PLAY WITH  
FRIENDS

YES! I WANT TO  
PLAY WITH YOU  
TOO!



## ACTIVITY 4

# SOLVE WORDSEARCH PUZZLE

H L M K X S T X C D E X L  
K A X K G N J Y O P Y U K  
H I W F I Y P O M L S K X  
R C G A V H U I P H A M A  
W O P M O U S E U M F F N  
P S B G S F L T T I E T Y  
C X K Z F T D O E D J T L  
B T Z R A O A K R R Y K Q  
D J B M W N N R S T G J Y  
W A O N K R O W T E N C R  
W H G I W T B N N M X O C  
R L Y I G D W Y P W R T C  
V O T J P M F H C P N B D

COMPUTER

CONTROL

MOUSE

NETWORK

PAINT

SAFE

SHUTDOWN

SOCIAL

START





WHAT WE STUDY AS  
A KIDS IS THE BASIS  
FOR BEING ADULTS

KNOWLEDGE WILL  
HELP US IN FUTURE

PLAY AND LEARN  
GOOD THINGS

