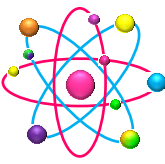




Spanish

2°




Know the contents

The Miami Virtual School, presented through texts for elementary education program and sequence of natural science content, enriched with several videos and subtopics. With this text handling you acquire attitudes, skills, abilities and concepts that allow you to expand your worldwide.


Your contents are grouped into four sessions containing topics and subtopics of several pages. Each topic begins with a title, a series of questions whose purpose is to arouse your interest in the contents, you can use these questions at the end of a topic to test your learning. You'll find images related to the concepts and themes, videos, charts, concept maps with didactic sense

The virtualitos help you journey through this adventure of knowledge.

Inquire to...



When you find this icon you know that there are many unanswered questions, which you can use at the end of a topic to find what you have learned.



When you find this icon you have to carry out the activities for each topic or subtopic.



Art is part of your activities, giving a personal touch when you go to color. Now you are the artist!



Virtualito invites you to learn more about the theme, research new things. That's interesting to know!



Did you know that...?
You'll find fun facts that invite you to learn about other related topics


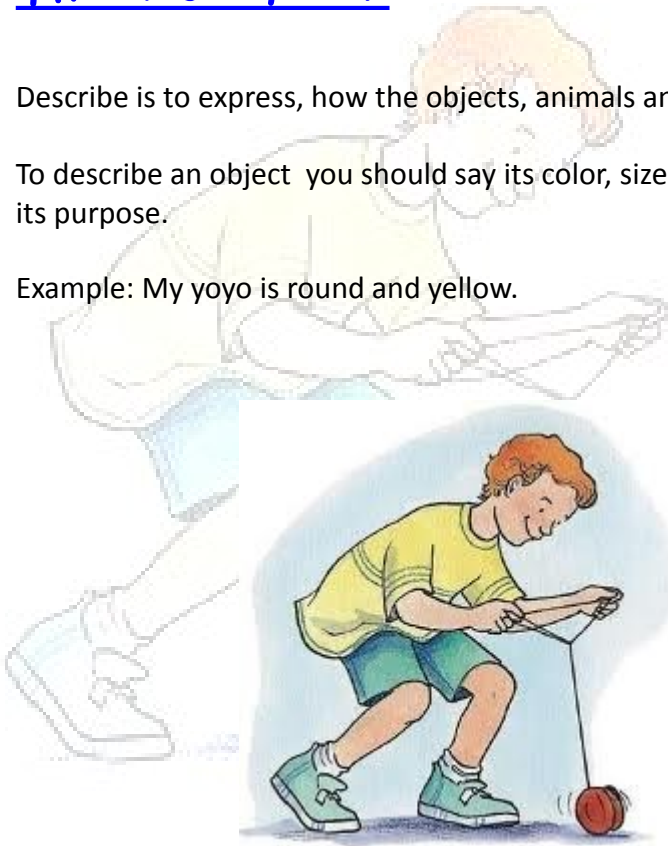


The description

Describe is to express, how the objects, animals and people are orally and written.

To describe an object you should say its color, size and shape, it is important to talk about its purpose.

Example: My yoyo is round and yellow.



Activity

1. Color the features that describe the objects.

She has blue eyes

Used to decorate

It is made of plastic

Talk to your friends

Lives in the sea





2. Look at the picture and complete the form.



Object name: _____
Form: _____
Color: _____
Size: _____
Function: _____

Object name: _____
Form: _____
Color: _____
Size: _____
Function: _____





Concordance between adjective and noun

The adjective expresses characteristics or qualities of a noun: these two words noun and adjective must agree with the gender and the number.

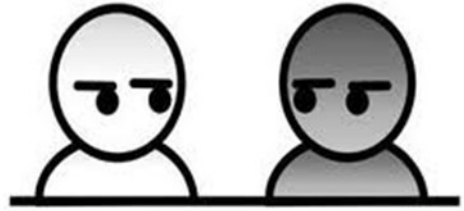
Eg

Gender Female beach = noun


Beautiful unique number = adjective

Gender Female beaches = noun

Beautiful = adjective plural number



Activity



Match the adjectives with the nouns with a line.

new

Butterflies

nice

Day

Tables

sunny

beautiful

girls

Mornings

large

rainy Shoes





2. Search two appropriate adjectives for each noun

Fun - acids - necessary - novel - green - interesting - salty
- warm - delicious - huge - nice - comfortable - soft - cool -
red - sweet

Apple _____

Pan _____

soup _____

sea _____

b . Write the adjectives you see in the picture.






Description of people

Describe is to express in words how something or someone is. To describe a person you must take into account their physical and behavioral characteristics, that is, that we do not see but we know from his nature and temperament.

Activity



1. Describe the physical features of the person shown in the image.



This person has hair _____
_____. His eyes are _____.
His face is _____. His beard _____.
_____ Have a shirt, trousers _____.
His appearance is _____.

2. Draw the character in according to the following description

This girl is called Carolina, is low height, has black, curly hair.

His eyes are brown and have freckles on nose always wears glasses, likes the plaid skirt to reddish White buso knee.

Is always cheerful and enjoys playing Basketball.





The fable

The fable is a narrative in verse or prose, and the characters are animals or objects that think, speak and act like human beings. This is called personification.

Fables always have a lesson or moral, which is related to virtues or defects of people.

Example: In the fable the pigeons and mouse, the moral is strength in unity.

1. Read the following fable and emphasizes his characters.

Hares Pursued by dogs and believing that his cowardice was the largest in the world, decided to commit suicide; marched therefore the edge of a lagoon to rush into her head. But just approached, some frogs around there, shouted, full of terror:

When water and every man for himself.

Seen that, the larger hare told his sisters

Do not kill, the frogs are more coward than us and live.

The consoles unhappy watching others in greater misery.





Choose the correct option:

The shares of humans who perform the characters in the story are:

- Deciding run eat
- Scream pursue swimming
- Shout choose to believe

The characteristics of the hare in the fable is:

- Be clever
- Be light
- Be coward

2. Color the proverb that explains the moral of the fable.

Unity is strength.

You must avoid dangerous company.

Wrong for many, consolation of fools.

The fish dies by its mouth.





The verb and verb tenses

The verb is a word that indicates the action. They are found in infinitive, or unconjugated. The infinitive endings - ar - er - go.

Example: work - eat - live.

Verbs can be at different tenses:

Present: When the action indicates facts and habits Example: She sleeps.

Past: when the actions occurred before. Example: John song.

Future: When the action will occur later. Example: John sing.




1. Look at the pictures and then complete the sentence with the indicated verb



_____ Now = Alejandra clothes whole family.

Before = Carlos _____ the newspaper.

After Andres and Camilo = _____ games.





2. Answer each question and complete the picture.

What did you do yesterday?	What are you doing now?	What will you do tomorrow?



