


ENGLISH



TALLEST

TALL



Unit One


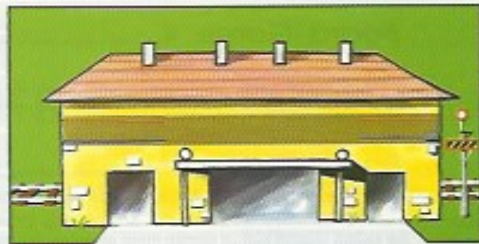
Cindy's new house!

1 Look, read and write.

Picture the Word

Getting There!

r _ _ _ d s _ _ _ b _ _ _ train s _ a _ _ _ n



s _ p _ _ a _ _ _ r _ _ t _ r _ _

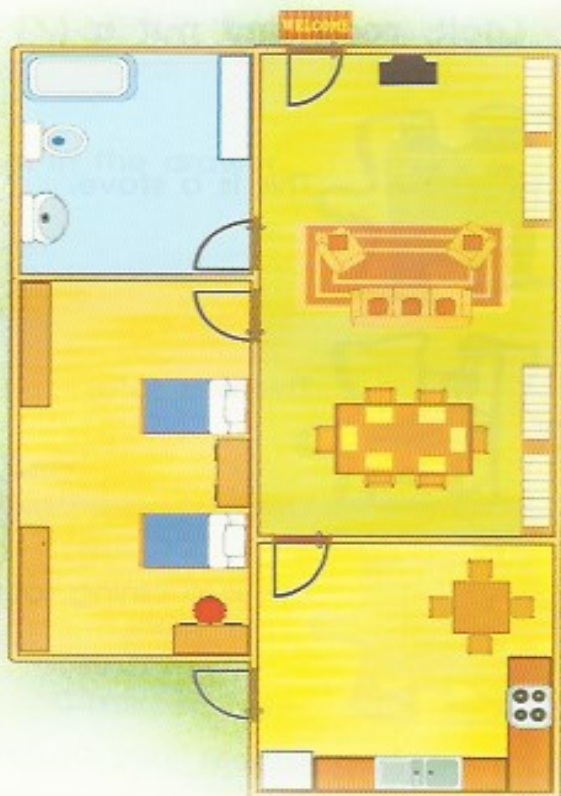
h _ _ e _

Do you know the names of any other shops in English? Draw and write.

Unit One

2 Look, ask and answer.

- 1 Is there a sofa in the living room?
Yes, there is.
- 2 Is there a TV in the bedroom?
No, there isn't.
There is a TV in the living room.
- 3 Are there six chairs in the living room?
.....
- 4 Is there one bed in the bedroom?
.....
- 5 Is there a sink in the kitchen?
.....



3 Read and color.

This is Gary's room. On the left there is a red robot and a blue radio. There is a brown basketball, too! Gary has a yellow cap. Yellow is his favorite color! On the right there is a brown robot and a green watch. There is a black basketball, too!





Unit One

2

Upstairs, downstairs!

1 Look, read and put a (✓) or an (X).



2 Look, read and write.



1 (sink, stove, bed)

In the kitchen there's a sink and a stove, but there isn't a bed



2 (bed, closet, fridge)

In the bedroom

.....
.....



3 (two windows, table, bathtub)

In the dining room

.....
.....

Unit One

3 Read and circle.

- 1 Jill is my friend. She/It is my friend.
- 2 Put the gloves in the drawer. Put they/them in the drawer.
- 3 This is Peter's bike. The bike is hers/his.
- 4 That is the dog's basket. That's our/its basket.
- 5 Look at Steven! Look at her/him!
- 6 Play with Jenny and me! Play with our/us!

4 Write rules for your classroom.

- | | |
|------------------|---|
| 1 listen/teacher | ✓ |
| 2 do/homework | ✓ |
| 3 eat/in class | ✗ |
| 4 be/quiet | ✓ |
| 5 shout | ✗ |
| 6 stand up | ✗ |

Classroom rules

1 Listen to your teacher!

2

3

4

5

6

5 Look and write.

Clean up your room!

Eat your breakfast!

Don't wear that dress!

Don't sit on that chair!



1



2



3




4

Unit One

3

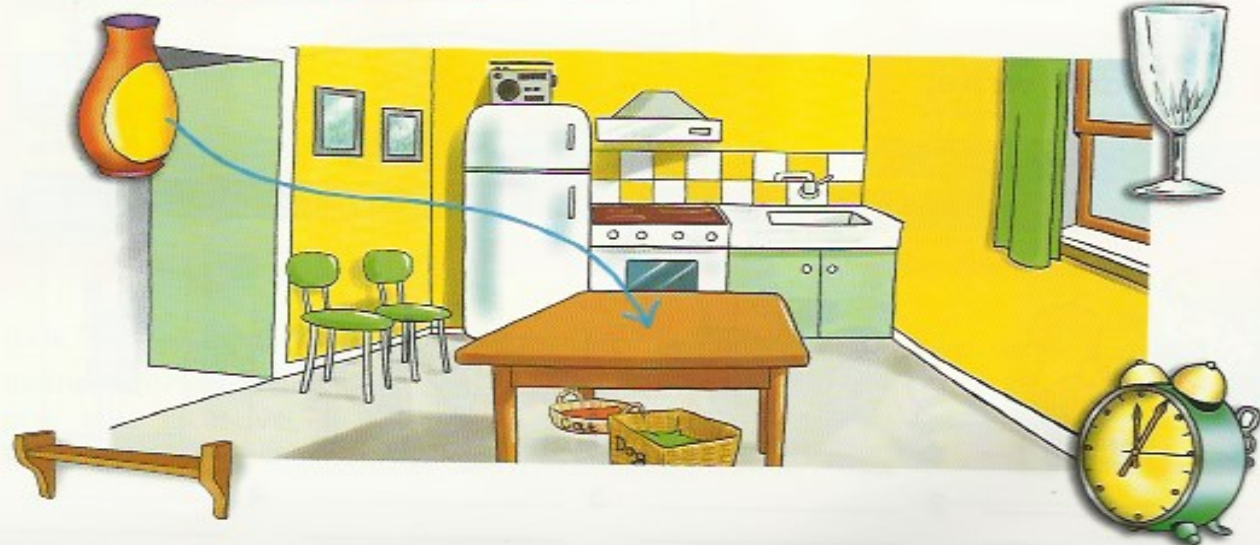
Come to my house!

1 Look, read and underline.




- A: Where's the movie theater?
B: Go along New Street. Turn left/right onto Hill Street. It's across the street from/next to the supermarket.
- A: Where's the hotel?
B: Go along New Street. Turn left/right onto Hill Street. It's behind/next to the record store.
- A: Where's the station?
B: Go along New Street. Turn left/right onto Hill Street. It's across the street from/next to the supermarket.
- A: Where's the record store?
B: Go along New Street. Turn left/right onto Hill Street. It's between/across from the movie theater and the hotel.

2 Listen and draw a line.



Unit One

- 3 Look at the pictures and read the questions. Write one-word answers.



- 1 How many people are there?
four
- 2 Where are they?
at a

- 3 What are they eating?
.....
- 4 Where's the mouse?
on the



- 5 What's the mouse doing?
..... the pizza
- 6 Where's the woman?
..... the table

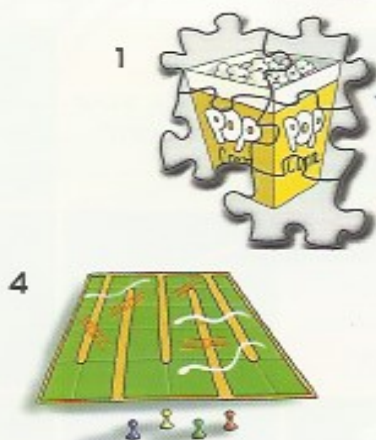


Unit One

4

Trick or treat!

1 Look, read and draw lines.



game

wind

wolf

popcorn



2 Look and answer.



1 A: Is she watching TV?
B: Yes, she is.



4 A: Is she cooking?
B:



2 A: Is he playing tennis?
B: No, he's not. He's washing the dishes.



5 A: Is he drinking coffee?
B:



3 A: Are they running?
B:



6 A: Is the mouse jumping?
B:

Unit One

3 Look and write.

- 1 watch → watching
2 make →
3 drink →
4 run →
5 wear →

- 6 have →
7 play →
8 come →
9 eat →
10 dig →

4 Look and answer.



- 1 What are they doing?
They're playing soccer.
(play)



- 4 What's it doing?
.....
(fly)



- 2 What's he doing?
.....
(cook)



- 5 What's he doing?
.....
(swim)



- 3 What are they doing?
.....
(run)



- 6 What are they doing?
.....
(dance)

Unit One

5

Dressing up!

1 Look and write.

Picture the Word

Play the Game!

1



2



3



9

4



8

7

6

5

Think of other special days. Draw and write about them.

Unit One

2 Look and practice. Then, write.

Lin




Lin can ride a bike, but she can't play the guitar.

.....
.....
.....
.....

Tom



Bill & Alex



.....
.....
.....

3 Read and choose.

- 1 What's he doing?
A He's eating. B Yes, he is.
- 2 Can I open the window?
A No, I can't. B Yes, of course.
- 3 Can you swim?
A No, I'm not. B No, I can't.
- 4 What are they eating?
A Sorry, no! B Popcorn.
- 5 Can I open the present?
A Yes, of course. B No, you're not.
- 6 Can I eat the ice cream, please?
A Sorry, no! B Yes, I can.

Unit One

6

Can I come in?

1 Look, read and match.



- 1 Tom, you can't read that!
- 2 I can read Wendy's e-mail!
- 3 I can't play basketball today!
- 4 Can I come in, please?
- 5 Can I play the piano, please?



2 What can you do and what can't you do? Put a (✓) or an (X), then write.

dance
read
run
climb a tree
sing
drive a car

I can and

.....

.....

.....

I can't or

.....

.....

.....

Unit One

3 Listen and check (✓) the box.

1 What are Polly and Pam doing?



2 Where's Phil?



4 Look, read and write.

- 1 Ronald is watching (watch) TV.
- 2 Bob (do) his homework.
- 3 Debbie (talk) on the phone.
- 4 Julie (play) with her doll.



SPELLING

B...U...G

